



Cube

BC 10

inch 66x36x24 mm 1676x914x610

interior dimensions

rim: inch 54x24 mm 1372x610
 base: inch 46x22 mm 1168x559
 height: inch 20 mm 508

capacity to overflow

gal (us) - 68 liters - 257

weight

lb - 264 kg - 120

installation

freestanding, 1 wall, 2 walls or 3 walls

accessory

oak bridge wenge shade

material

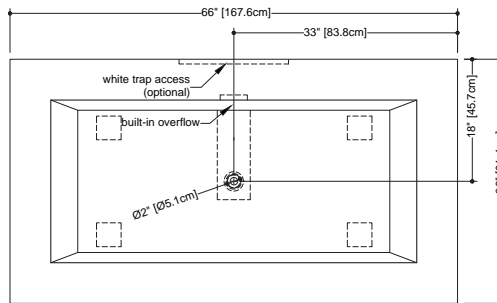

WETMAR BIO™, True High Gloss™
 or matte finish

color

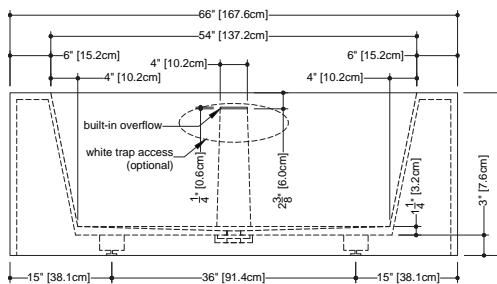
white

codes/standards applicable

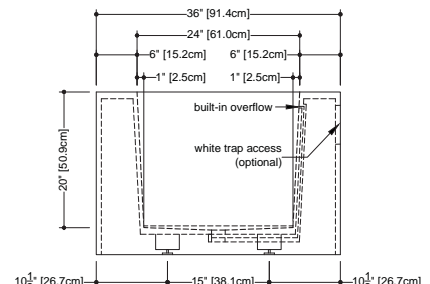
IAPMO-ANSI Z124.1
 IAPMO-ANSI Z124.3
 CSA B 45.0 - CSA B45.4



plan view



front view



side view



WETSTYLE Plug & Bathe™ overflow and drain connection system includes:
 Soft-touch pop-up drain, for built-in overflow. Fits both 1-1/2" ABS drain waste and 1-1/2" tubular brass
 1-1/2" ABS Direct vertical drain waste fitting (copper/brass option also available)
 1-1/2" ABS 90° Elbow drain waste fitting (copper/brass option also available)

WETSTYLE cannot be held responsible for any technical errors and reserves the right to make revisions without notice.

Approximate measurement.
 The manufacturer accept 1/4" (6.35mm) variance.

www.WETSTYLE.CA - Montreal - Canada
 Tel. 450.536.9000 - 1 888.536.9001 - Fax. 450.536.0202





Cube

BC 10

inch 66x36x24 mm 1676x914x610

■ **overflow and drain connection**
WETSTYLE Plug & Bathe™ system
(ABS or copper/brass)

■ **overflow**
slot design
polished chrome or brushed nickel

■ **drain**
soft toe touch
polished chrome or brushed nickel

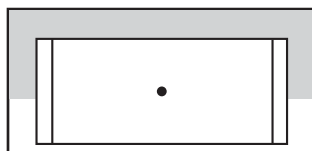
■ **waste and overflow kit**
included

■ **faucet area recommended**
bath deck
or floor-mounted

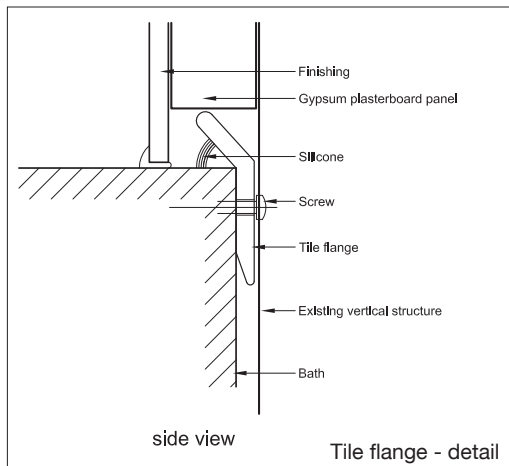
■ **trap access**
white access panel

wide-deck bathtub;
wall shower installation
is not recommended

* Due to multiple possibilities,
faucet holes must be drilled by the plumber.



■ Faucet installation zone



Bathtub installation supplies

A tile flange will be supplied to comply with the requested position. Installed at the factory to prevent water leakage, this must be placed directly on the partition framing prior to the installation of drywall.

WETSTYLE cannot be held responsible for any technical errors and reserves the right to make revisions without notice.

Approximate measurement.
The manufacturer accept 1/4" (6.35mm) variance.

www.WETSTYLE.CA - Montreal - Canada
Tel. 450.536.9000 - 1 888.536.9001 - Fax. 450.536.0202

